
Market Commentary

A is for Affordability

January 2026

Summary

- U.S. large-cap stocks gained 1.5% in the first month of 2026 while U.S. small-cap stocks rose by 5.4%. U.S. intermediate-term bonds were flat, rising by a modest 0.1%.
- The Federal Reserve held rates at 3.50%–3.75% in January. Markets still expect the equivalent of two 0.25% rate reductions in 2026.
- Affordability, inflation, and cost-of-living concerns are top priorities for voters ahead of the midterms, driving policies aimed at housing, a proposed 10% one-year cap on credit card rates, and the “Great Healthcare Plan.”
- Mega-cap tech remains a key contributor to corporate earnings and growth, and results have been mixed.
- Kevin Warsh has been nominated as the next Fed Chair and has argued that the Federal Reserve has become a drag on U.S. economic strength, moving too slowly and relying on outdated frameworks, which he claims undermine affordability and constrain economic potential.

Overview

Markets fared well in the first month of the new year. U.S. large-cap stocks, as proxied by the S&P 500 Index, gained 1.5%, underperforming the U.S. small-cap Russell 2000 Index, which ended January up 5.4%. U.S. intermediate-term bonds, as represented by the Bloomberg U.S. Aggregate Bond Index, ended January flat, up 0.1%.

Inflation remained steady in the last month of 2025, at 2.7% year-over-year.¹ Although shelter costs rose by 0.4% month-over-month (compared to 0.2% the month before), the increase was notably smaller than in recent years, which indicates a continued cooling in housing inflation.² Progress, however, stalled in other categories. Food-at-home prices rose 0.7% month-over-month, the biggest monthly gain since August 2022.³

The U.S. economy added only 50,000 new jobs in December.⁴ The sectors that experienced the largest job cuts in 2025 include government (a 10% decline in the federal workforce) and professional and business services (a 1.2% decline in administrative and support staff).⁵ Average wages remain above inflation, rising 3.8% year over year. Consumer sentiment remained subdued in the first month of the new year, weighed down by higher prices and a weakening labor market. The Conference Board’s consumer confidence index fell from 89 to 85 in January, reaching its lowest level since May 2014 and surpassing COVID-19 lows.⁶ The University of Michigan’s consumer sentiment gauge ticked slightly higher, from 54 in December to 56 in January, driven by ongoing price concerns, but it remains near historic lows and 20% below January 2025 levels.⁷

Despite muted sentiment, consumer spending has remained resilient, supported by higher-income households and a declining savings rate. The personal saving rate dropped to 2.5% in November—the most recent data available—the lowest since June 2022 and well below the 10-year average of 7%.⁸

There are signs of continued cooling in housing inflation

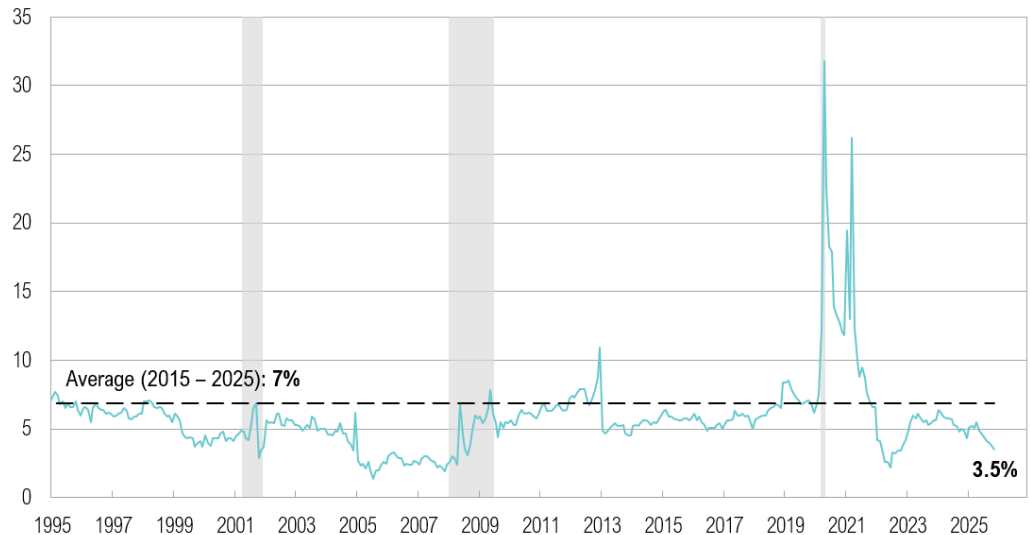
Consumer confidence fell to 85 in January, the lowest since May 2014

Consumer spending remains resilient

According to Bank of America spending data, higher-income households increased spending by 2.4% year over year in December, while spending among lower-income households rose only 0.4%.⁹

The Personal Saving Rate Has Dropped to the Lowest Level Since June 2022

Personal Saving Rate, %



Source: Bloomberg

A lower saving rate has helped keep consumer spending resilient

President Trump nominated Kevin Warsh as the next Fed Chair

As widely expected, the Federal Reserve kept interest rates unchanged at 3.50%–3.75% at the first Federal Open Market Committee (FOMC) meeting on January 28. On Friday, January 30, after months of speculation, President Trump nominated Kevin Warsh as the next Federal Reserve Chair, following Powell's term ending in May.¹⁰ His nomination had no material impact on market expectations for 2026 rate cuts, and two 0.25% reductions are still priced in for this year.¹¹

A is for Affordability

This is a midterm election year, and recent policy proposals from the Trump administration suggest affordability is a top priority. Recent polls show that affordability, inflation, and cost-of-living concerns are the dominant election issues for voters. A December 2025 Gallup poll found that the "economy in general" was the highest-ranked economic problem. 17% of survey respondents selected it as their number one issue, followed by "high cost of living/inflation," which 11% of respondents cited.¹² A Reuters/Ipsos poll of registered voters in January showed that cost of living was the most important issue for the midterm elections, with 36% citing it as the most important issue.¹³ An Ipsos poll conducted in early December with over 4,000 U.S. adults found that healthcare (38%), food (21%), and housing (20%) were ranked as the most important costs for Congress to focus on.¹⁴ The January 2026 Harvard-Harris poll, conducted with registered voters at the end of January, found that "price increases/inflation/affordability" (33%) was the most important concern for voters, followed by immigration (29%) and the economy and labor market (27%).¹⁵

Recent polls show affordability and inflation are the dominant midterm issues

Trump's approval rating, per the *New York Times*, is at 41% while Gallup has it at 36% (a second-term low).¹⁶ Betting market probabilities currently imply a high probability (44%) that Republicans will lose control of the House, and the odds of a Democrat sweep has ticked higher since January 24, to around 38%.¹⁷

Trump has proposed a one-year 10% cap on credit card rates, with bipartisan support despite bank concerns

On January 9, 2026, Trump proposed a one-year 10% cap on credit card interest rates via Truth Social, demanding implementation by January 20, 2026, to protect consumers from 20-30% rates, especially subprime and lower-income borrowers trapped in debt cycles.¹⁸ This builds on campaign promises and has bipartisan legislative support, though banks warn of tighter lending and higher fees.^{18,19} During the fourth-quarter earnings call, Mastercard CEO Michael Miebach responded:

"It's a really important conversation around affordability... Here is a proposal that comes with a whole range of consequences that you think through. The consequence that comes to mind first is what does this mean to credit access for a lot of the most vulnerable people that may not have access to credit any longer, should a rate cap like this be passed..."²⁰

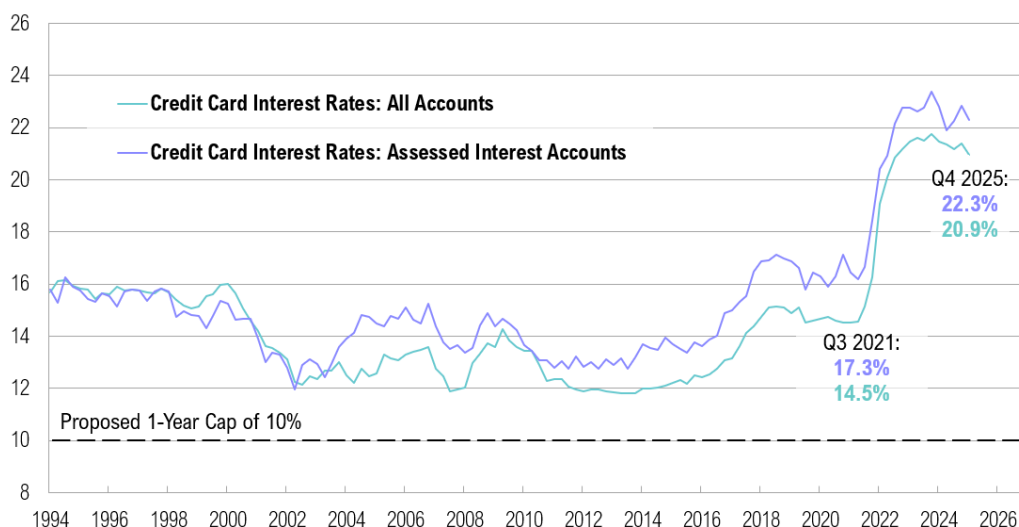
American Express CEO Stephen Squeri shared a similar sentiment:

"Affordability is really important. I don't think a 10% credit card cap is the answer to that. I think it would reduce the number of cards in the marketplace. I think it would reduce line sizes. I think that it would impact small businesses and so forth, and it just has this sort of effect of a downward spiral..."²¹

Some banks are attempting to comply with Trump's order via indirect measures. Both Citigroup and the Bank of America are considering introducing new credit cards with a 10% interest rate cap.²² Banking stocks did not respond well to Trump's order. Visa, Mastercard, Wells Fargo, and JPMorgan declined 5-7% in the four trading days following the announcement. For context, national average credit card interest rates have never dropped below 11.5%.²³

Credit Card Interest Rates Have Never Dropped Below 11%

Average Domestic Commercial Bank Credit Card Interest Rates, %



Source: Bloomberg

The government has announced several executive orders aimed at housing affordability

A little over a year ago, on January 22, 2025, Trump signed a presidential memorandum directing federal agencies to reduce regulatory burdens on housing construction, expand supply through innovative methods, promote efficient land use, and encourage private sector investment.²⁴ He also issued an Executive Order on January 20, 2026, "Stopping Wall Street from Competing with Main Street Homebuyers," banning large institutional investors from buying single-family homes and instead prioritizing individual buyers.²⁵ Additional proposals from his January 21, 2026, Davos speech include pushing for lower mortgage rates and having Fannie Mae and Freddie Mac buy \$200 billion in mortgage bonds to cut payments.²⁶

Trump's directive for Fannie Mae and Freddie Mac to buy \$200Bn in MBS to lower rates has begun

The downtrodden real estate sector (rising just 3% in 2025, behind only consumer staples) responded well to these announcements. Mortgage rates in January reached their lowest level since September 2022, easing to 6.2%, while mortgage applications rose in tandem (29% in the second week of January and 14% in the third week).^{27,28} As of early February 2026, President Trump's January 8, 2026, directive for Fannie Mae and Freddie Mac to purchase up to \$200 billion in mortgage-backed securities (MBS) to lower rates is in the initial execution phase.^{29,30} Federal Housing Finance Agency Director Bill Pulte confirmed on January 10, 2026, that purchases have begun, leveraging Fannie Mae and Freddie Mac's liquidity and retained portfolios, which stood at around \$234-247 billion combined by late 2025, nearing their \$225 billion per entity legal caps.^{29,30}

Mortgage Rates Ended January at the Lowest Level Since September 2022

Fixed 30-Year Mortgage Rates, %



Source: Bloomberg, BankRate

The Great Healthcare Plan aims to cut costs and lower drug prices for consumers


On January 14, 2026, the government introduced the "Great Healthcare Plan," which proposes direct-to-consumer subsidies, cost-sharing reductions for low-income families, measures to lower drug costs through most-favored-nation pricing and over-the-counter expansions, and the elimination of pharmacy benefit manager kickbacks.³¹ Estimates suggest these changes could lower premiums by around 10%, reduce taxpayer costs by \$36 billion, and help some families avoid significant premium increases.^{31,32,33}

Separately, the Centers for Medicare & Medicaid Services (CMS) proposed a 0.09% increase in payments to Medicare Advantage plans for 2027.³⁴ Medicare Advantage insurers receive most of their revenue from government payments. Each year, CMS updates "benchmark" payments, which determine how much plans are paid per member. The CMS administrator said:

*"These proposed payment policies are about making sure Medicare Advantage works better for the people it serves."*³⁴

U.S. healthcare stocks fell after CMS proposed a 0.09% Medicare Advantage payment hike for 2027

The final rates will be announced on April 6. Major U.S. healthcare providers' share prices fell on the news. UnitedHealth led the pack with a 20% decline, following its earnings release, which warned that the company's revenue would fall for the first time in nearly four decades.³⁵ CVS declined by 14% on the news while Humana also declined by 20%.



Source: SpringTide, Noah Kroese

Tech continues to drive most of the S&P 500's margin growth

January marked the start of the fourth-quarter earnings season for 2025. By the end of the month, 33% of the S&P 500 companies had reported results. Technology (+30%) and industrials (+26%) led year-over-year growth.³⁶ Industrials delivered surprises, contributing to upward revisions in broad earnings expectations. Most of the S&P 500's profit margin expansion continues to be driven by technology, which represents over 30% of the index and is expected to remain a key driver through the end of 2026.³⁶

U.S. small-cap earnings are projected to outpace large caps, rising 65% in 2026

Excluding the "Magnificent Seven," S&P 500 earnings' growth for the fourth quarter of 2025 is estimated at 4%; including them, growth rises to 12%.³⁷ A similar pattern is expected in 2026, though the divergence is narrowing, suggesting a potential broadening of earnings contributions: excluding the Magnificent Seven, the S&P 493 is projected to grow 12%, rising to 14% when they are included.³⁷ Technology (+30%) and materials (+24%) are expected to be key drivers of 2026 earnings growth.³⁶ U.S. small-cap stocks' earnings are expected to be stronger than their large-cap counterparts, estimated to rise 65% in 2026.³⁸

Market reactions to tech earnings have been uneven

Markets have reacted unevenly to tech earnings. Microsoft shares fell 10% following its report due to higher-than-expected spending on data centers and artificial intelligence (AI) infrastructure, a slowdown in cloud growth, and elevated capex that weighed on sentiment.^{39,40} In contrast, Meta shares rose about 10% despite guidance for higher 2026 capex, reflecting confidence in underlying revenue momentum.⁴¹

Concerns persist about mega-cap tech companies (particularly those at the forefront of the AI race) and their reliance on OpenAI, the creator of ChatGPT. During Microsoft's earnings call, CFO Amy Hood noted that 45% of the company's commercial RPO (remaining performance obligations or the value of contracted revenue not yet recognized) is tied to commitments from OpenAI.⁴² A Wells Fargo estimate suggests that

Nearly all of the Mag 7 have entered into an agreement with OpenAI

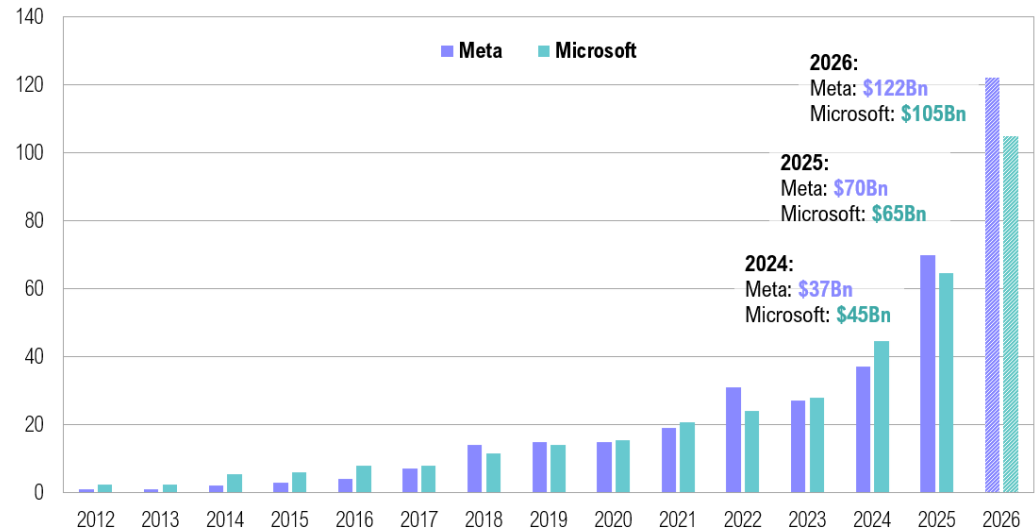
Investors are becoming concerned about elevated capex

While adoption remains uneven, some firms have started to report AI-related productivity improvements

by 2029, more than \$60 billion of Oracle's revenue (approximately 30%) will depend on OpenAI.⁴³ Nearly all of the Magnificent Seven have entered into some form of agreement with OpenAI: Amazon is reportedly in talks to invest up to \$50 billion while Microsoft and Nvidia already have active deals.^{44,45,46}

Mega-Cap Tech Companies Are Reporting Even Higher Capex in 2026

Capital Expenditure, \$Bn



Source: Bloomberg

Investors' worries about OpenAI's long-term revenue generation are growing. According to the *Wall Street Journal*, OpenAI does not aim to become profitable until 2030.⁴⁷ In response to investors' rumbling and in hopes of increasing revenue, OpenAI rolled out advertising in certain ChatGPT models across the U.S.^{48,49}

Based on the adoption trajectories of other major technologies, like the personal computer in 1984 and the internet in 2001, AI's adoption rate is unprecedented, reaching over 50% adoption within just three years of its release to the general public.⁵⁰ By comparison, it took six years for the internet to reach a similar level and more than 15 years for the personal computer to do so.⁵⁰ However, AI adoption is beginning to plateau across firms of all sizes. Roughly half of large companies now use AI in some capacity. Overall, firms that have implemented AI report only modest benefits: approximately 10% see a more than 5% improvement in decision-making speed and accuracy, while fewer than 5% report meaningful gains in time spent on high-value tasks.⁵⁰ Notably, in recent earnings calls, some companies have noted that AI has significantly improved their productivity.

According to Meta CFO Susan Li:

*"Since the beginning of 2025, we've seen a 30% increase in output per engineer... We're seeing even stronger gains with power users of AI coding tools, whose output has increased 80% year-over-year."*⁵¹

And non-tech companies are also starting to see productivity gains. Per Bank of America's CEO Brian Moynihan:

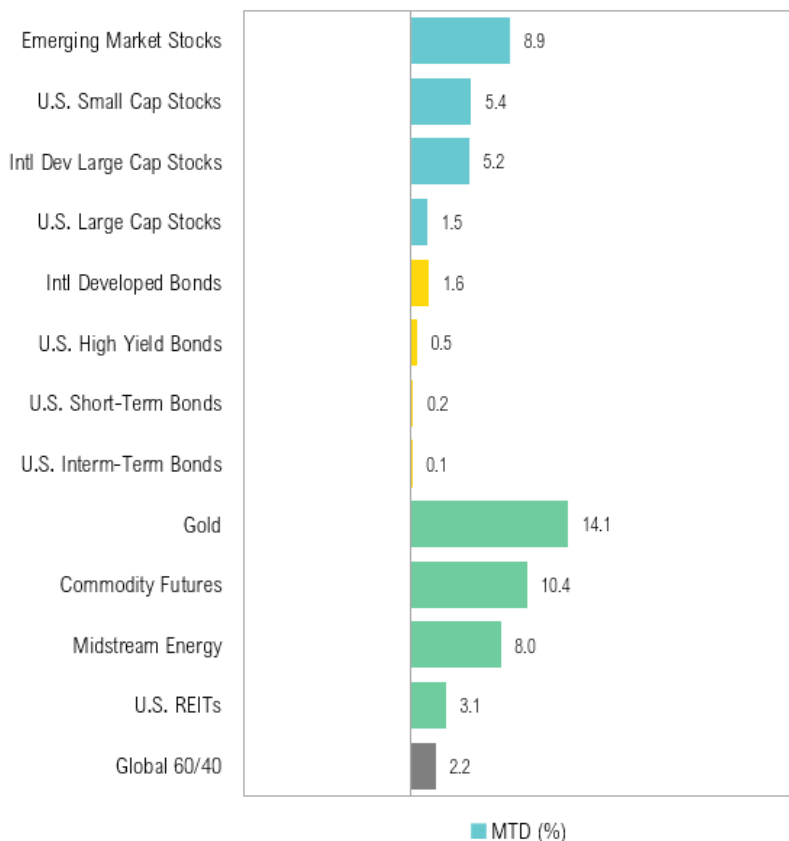
*"We have 18,000 people on the company's payroll who code. And we've—using AI techniques—we've taken 30% out of the coding part of the stream... That saves us about 2,000 people."*⁵²

U.S. small-cap stocks outperformed U.S. large-cap counterparts in January

Markets

Emerging market stocks fared best in January, rising by 8.9%. A weak U.S. dollar, accompanied by strong performance in South America (Chile +13%, Colombia +27%) and South Africa (+8%), helped boost emerging market equities. U.S. small-cap stocks outperformed U.S. large-cap counterparts. The former gained 5.4%, and the latter ended the month up 1.5%. International developed large-cap stocks also outperformed U.S. large-cap stocks, gaining 5.2% in January. The trend was mirrored in fixed income markets: international developed bonds gained 1.6% in January while U.S. intermediate-term bonds gained only 0.1%.

January 2026 Key Market Total Returns



Source: Bloomberg

Despite a one-day drop of 9%, gold ended January up 14%

Precious metals sold off sharply on the last trading day of January. Gold fell 9%, and silver plunged 26%, its largest one-day decline on record. Easing uncertainty around the incoming Fed chair lifted the U.S. dollar and triggered a broad pullback of precious metals. Despite the decline, gold ended the month up 14%.

Looking Forward

Kevin Warsh has argued that the Fed's slow, outdated approach hurt affordability and growth

In a November 2025 *Wall Street Journal* opinion piece, Kevin Warsh argued that the Federal Reserve had become a drag on U.S. economic strength by moving too slowly and relying on outdated frameworks—an approach he said was hurting affordability and limiting the economy's potential.⁵³ He called for a pivot toward productivity-led growth driven by AI and technological advances. He argued that inflation stemmed from excessive government spending—money creation rather than wage pressures—and he

Warsh appears to favor fiscal and regulatory reforms over aggressive monetary easing

urged the Fed to shrink its balance sheet while using lower interest rates to support the real economy rather than just Wall Street.⁵³ He also advocated regulatory reform to improve credit access for smaller banks and a more distinctly U.S. approach to banking rules, rather than strict adherence to Basel standards.⁵³ Together, these proposals framed affordability as a policy challenge that could be addressed through higher productivity, lower financing costs, and improved access to credit.

Warsh has emphasized the limits of monetary policy, favoring fiscal and regulatory reforms and balance sheet reduction over aggressive easing. More recently, he has signaled openness to rate cuts, though markets continue to view him as relatively hawkish.⁵⁴ On the margin, he may prefer lower rates over balance sheet expansion as a tool for easing monetary policy, but overall, he appears to be more aligned than not with the Trump administration.

The current policy backdrop supports staying the course in diversified portfolios

From a forward-return perspective, the starting conditions for U.S. investors are less favorable. U.S. large-cap equity valuations are elevated, credit spreads are near multi-decade lows, Wall Street's return expectations remain broadly optimistic, and 2026 is a midterm election year, which has historically been associated with more muted returns. That said, we believe the policy backdrop supports staying the course in diversified portfolios, and we continue to see attractive opportunities in several differentiated themes—including U.S. small-cap stocks, closed-end funds, business development companies (BDCs), energy and power-related stocks, and other tactical exposures.

Disclosures

The material shown is for informational purposes only. Any opinions expressed are current only as of the time made and are subject to change without notice. This report may include estimates, projections or other forward-looking statements; however, forward-looking statements are subject to numerous assumptions, risks, and uncertainties, and actual results may differ materially from those anticipated in forward-looking statements. As a practical matter, no entity is able to accurately and consistently predict future market activities.

Additionally, please be aware that past performance is not a guide to the future performance of any investment, and that the performance results and historical information provided displayed herein may have been adversely or favorably impacted by events and economic conditions that will not prevail in the future. Therefore, it should not be inferred that these results are indicative of the future performance of any strategy, index, fund, manager or group of managers.

The graphs and tables making up this report have been based on unaudited, third-party data and performance information provided to us by one or more commercial databases. While we believe this information to be reliable, Blue Line Capital bears no responsibility whatsoever for any errors or omissions. Index benchmarks contained in this report are provided so that performance can be compared with the performance of well-known and widely recognized indices. Index results assume the re-investment of all dividends and interest. Moreover, the information provided is not intended to be, and should not be construed as, investment, legal or tax advice. Nothing contained herein should be construed as a recommendation or advice to purchase or sell any security, investment, or portfolio allocation. This presentation is not meant as a general guide to investing, or as a source of any specific investment recommendations, and makes no implied or express recommendations concerning the manner in which any client's accounts should or would be handled, as appropriate investment decisions depend upon the client's specific investment objectives.

Terms of Use

This report is intended solely for the use of its recipient. There is a fee associated with the access to this report and the information and materials presented herein. Re-distribution or republication of this report and its contents are prohibited. Blue Line Capital, LLC is a registered investment adviser with the Securities and Exchange Commission; registration does not imply a certain level of skill or training. For more detail, including information about Blue Line Capital's business practices and conflicts identified, please refer to Blue Line Capital's Form ADV Part 2a and Form CRS at: <https://bluelinecapitalwealth.com>

Performance Disclosures

All market pricing and performance data from Bloomberg, unless otherwise cited. Asset class and sector performance are gross of fees unless otherwise indicated.

Asset Class Definitions

Asset class performance was measured using the following benchmarks: U.S. Large Cap Stocks: S&P 500 TR Index; U.S. Small & Micro Cap: Russell 2000 TR Index; Intl Dev Large Cap Stocks: MSCI EAFE GR Index; Emerging & Frontier Market Stocks: MSCI Emerging Markets GR Index; U.S. Interm-Term Muni Bonds: Bloomberg 1-10 (1-12 Yr) Muni Bond TR Index; U.S. Interm-Term Bonds: Bloomberg U.S. Aggregate Bond TR Index; U.S. High Yield Bonds: Bloomberg U.S. Corporate High Yield TR Index; U.S. Bank Loans: S&P/LSTA U.S. Leveraged Loan Index; Intl Developed Bonds: Bloomberg Global Aggregate ex-U.S. Index; Emerging & Frontier Market Bonds: JPMorgan EMBI Global Diversified TR Index; U.S. REITs: MSCI U.S. REIT GR Index, Ex U.S. Real Estate Securities: S&P Global Ex-U.S. Property TR Index; Commodity Futures: Bloomberg Commodity TR Index; Midstream Energy: Alerian MLP TR Index; Gold: LBMA Gold Price, U.S. 60/40: 60% S&P 500 TR Index; 40% Bloomberg U.S. Aggregate Bond TR Index; Global 60/40: 60% MSCI ACWI GR Index; 40% Bloomberg Global Aggregate Bond TR Index.

Citations

1. Bureau of Labor Statistics: <https://www.bls.gov/news.release/cpi.nr0.htm>
2. Federal Reserve Bank of St. Louis: <https://fred.stlouisfed.org/series/CUSR0000SAH1>
3. Federal Reserve Bank of St. Louis: <https://fred.stlouisfed.org/series/CUSR0000SAF11>
4. Bureau of Labor Statistics: <https://www.bls.gov/news.release/empstat.nr0.htm>
5. Bureau of Labor Statistics: <https://www.bls.gov/news.release/empstat.nr0.htm>
6. Conference Board: <https://www.conference-board.org/topics/consumer-confidence/>
7. University of Michigan: <https://www.sca.isr.umich.edu/>
8. Federal Reserve Bank of St. Louis: <https://fred.stlouisfed.org/series/PSAVERT>
9. Bank of America: <https://institute.bankofamerica.com/content/dam/economic-insights/consumer-checkpoint-january-2026.pdf>
10. CNBC: <https://www.cnbc.com/2026/01/30/trump-nominates-kevin-warsh-for-federal-reserve-chair-to-succeed-jerome-powell.html>
11. CME FedWatch: <https://www.cmegroup.com/markets/interest-rates/cme-fedwatch-tool.html>
12. Gallup: <https://news.gallup.com/poll/700241/americans-end-year-gloomy-mood.aspx>
13. Reuters/Ipsos: <https://www.reuters.com/data/which-party-do-americans-want-run-congress-2025-11-05/>
14. Ipsos: <https://www.ipsos.com/en-us/americans-want-congress-focus-cost-healthcare-and-housing>
15. Harvard-Harris: https://harvardharrispoll.com/wp-content/uploads/2026/02/HHP_Jan2026_KeyResults.pdf
16. Gallup: <https://news.gallup.com/interactives/507569/presidential-job-approval-center.aspx>
17. Polymarket: <https://polymarket.com/event/balance-of-power-2026-midterms>
18. CNBC: <https://www.cnbc.com/2026/01/21/trump-congress-10percent-credit-card-interest-rate-cap.html>
19. BBC: <https://www.bbc.com/news/articles/cp37eerql1o>
20. Nasdaq: <https://www.nasdaq.com/articles/mastercard-ma-q4-2025-earnings-call-transcript>
21. Motley Fool: <https://www.fool.com/earnings/call-transcripts/2026/01/30/american-express-axp-q4-2025-earnings-call-transcript/>
22. Bloomberg: <https://www.bloomberg.com/news/articles/2026-01-22/bank-of-america-citigroup-weigh-new-credit-cards-with-10-rate>
23. Federal Reserve Bank of St. Louis: <https://fred.stlouisfed.org/series/TERMCBCALLNS>
24. White House: <https://www.whitehouse.gov/fact-sheets/2025/01/fact-sheet-president-donald-j-trump-delivers-emergency-price-relief-for-american-families-to-defeat-the-cost-of-living-crisis/>
25. White House: <https://www.whitehouse.gov/presidential-actions/2026/01/stopping-wall-street-from-competing-with-main-street-homebuyers/>
26. CNBC: <https://www.cnbc.com/2026/01/08/trump-mortgage-bonds-rates-fannie-freddie.html>
27. BankRate: <https://www.bankrate.com/mortgages/30-year-mortgage-rates/>
28. MBA: <https://www.mba.org/news-and-research/research-and-economics/single-family-research/weekly-applications-survey>
29. Fidelity: https://fixedincome.fidelity.com/ftgw/fi/FINewsArticle?id=202601091445RTRSNEWSCOMBINED_S0N3X7022_1
30. AP News: <https://apnews.com/article/pulte-mortgages-bonds-fannie-mac-freddie-mae-bd96e67f56910cbda81b7b9b3a54516c>
31. White House: <https://www.whitehouse.gov/greathealthcare/>
32. CNBC: <https://www.cnbc.com/2026/01/15/trump-direct-payments-health-care.html>
33. Wall Street Journal: <https://www.wsj.com/politics/policy/trump-releases-healthcare-framework-aimed-at-lowering-costs-2716844e>
34. CMS: <https://www.cms.gov/newsroom/press-releases/cms-proposes-2027-medicare-advantage-part-d-payment-policies-improve-payment-accuracy-sustainability>
35. Reuters: <https://www.reuters.com/business/healthcare-pharmaceuticals/unitedhealth-forecasts-2026-profit-slightly-above-estimates-2026-01-27/>
36. FactSet: https://advantage.factset.com/hubfs/Website/Resources%20Section/Research%20Desk/Earnings%20Insight/EarningsInsight_013026A.pdf
37. FactSet: https://advantage.factset.com/hubfs/Website/Resources%20Section/Research%20Desk/Earnings%20Insight/EarningsInsight_012326.pdf
38. LipperAlpha: <https://lipperalpha.refinitiv.com/2026/01/russell-2000-earnings-dashboard-25q4-jan-29-2026/>
39. Reuters: <https://www.reuters.com/business/retail-consumer/microsoft-edges-past-cloud-growth-expectations-2026-01-28/>
40. Bloomberg: <https://www.bloomberg.com/news/articles/2026-01-28/microsoft-drops-after-reporting-record-spending-on-ai-hardware>
41. Bloomberg: <https://www.bloomberg.com/news/articles/2026-01-28/meta-says-2026-spending-will-blow-past-analysts-estimates>
42. Microsoft: <https://view.officeapps.live.com/op/view.aspx?src=https://cdn-dynmedia-1.microsoft.com/is/content/microsoftcorp/TranscriptQandAFY26q2>
43. TradingView: <https://www.tradingview.com/news/gurufocus/085fa4ece094b:0-oracle-s-openai-ties-could-drive-60-billion-revenue/>
44. Wall Street Journal: <https://www.wsj.com/tech/nvidia-openai-100-billion-deal-data-centers-d2f85cae>
45. Reuters: <https://www.reuters.com/business/retail-consumer/amazon-talks-invest-up-50-billion-openai-wsj-reports-2026-01-29/>
46. Bloomberg: <https://www.bloomberg.com/graphics/2026-ai-circular-deals/>
47. Wall Street Journal: <https://www.wsj.com/tech/ai/openai-anthropic-profitability-e9f5bcd6>
48. OpenAI: <https://openai.com/index/testing-ads-in-chatgpt/>
49. CNBC: <https://www.cnbc.com/2026/01/16/open-ai-chatgpt-ads-us.html>
50. Apollo: <https://www.apolloacademy.com/wp-content/uploads/2026/01/AIProductivityGains-012826.pdf>
51. Meta: https://s21.q4cdn.com/399680738/files/doc_financials/2025/q4/META-Q4-2025-Earnings-Call-Transcript.pdf
52. Motley Fool: <https://www.fool.com/earnings/call-transcripts/2026/01/15/bofa-bac-q4-2025-earnings-call-transcript/>
53. Wall Street Journal: <https://www.wsj.com/opinion/the-federal-reserves-broken-leadership-43629c87>
54. Financial Times: <https://www.ft.com/content/4ec81de7-eb59-4be8-81db-bff657e6c5d3>